

RED HAT LEARNING SUBSCRIPTION PREMIUM (BETA)

Quick Start Guide

Welcome to Red Hat® Learning Subscription Premium (beta). You can now access Red Hat's entire portfolio of self-paced training courses, as well as schedule to attend live-taught virtual training sessions. Red Hat Learning Subscription Premium (beta) provides you with access to the following features:

- **Virtual training sessions (NEW):** view a schedule of virtual training sessions and sign up for any session of your choice.
 - Jump to more information about the virtual training sessions:
 - [How to find the catalog of sessions](#)
 - [Assistance for Premium VT sessions](#)
 - [Sign up for a live session](#)
- **5 certification exam vouchers + 2 unique retake exams** that can be used to take the exam remotely or at [various locations](#) across the country. Your exams must be taken during the term of your subscription.
- **Early access** to course chapters and lab environments under development.
- **Expert extra videos:** high-definition video seminars from Red Hat field practitioners.
- **Cloud-based labs:** 400 hours of lab time in Red Hat environments.
- **Downloadable course e-books:** up to 10 per subscription.
- **Expert chat:** live coaching from an expert on course material.
- **Reporting:** a user dashboard provides you with insight into your subscription usage.

LOGIN

All of the features listed above have been set up in a training portal that you can now access using the link provided below. Please use your Red Hat username associated with your subscription to [log in](#). You will receive a welcome email with your login information and subscription start date.

EXPLORE THE PLATFORM

This Quick Start Guide provides you with a walkthrough of the key features available to you in the Red Hat Learning Subscription Premium platform. You can also watch the welcome video provided to you in the homepage banner by clicking "View The Tour".

HOMEPAGE

Once you sign in, the homepage will display your own individualized dashboard from which you can access your list of self-paced courses, track your training progress, and attend scheduled virtual training sessions. Once you sign up for a virtual training session, start a self-paced course or enroll into a Skills Path, it becomes available to you in your dashboard for easy access.

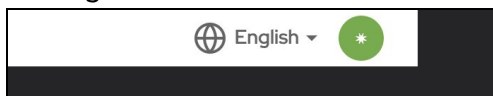
The screenshot shows the Red Hat Learning Subscription homepage. At the top, there is a navigation bar with links for Home, Dashboard, Catalog, Live Sessions, Skills Paths, Reports, and Community. A search bar is located in the top right corner. Below the navigation bar is a hero section with the text "Technology is evolving. We're evolving your learning." and a "VIEW THE TOUR" button. The main content area is divided into several sections: "MY VIRTUAL TRAINING SESSIONS" with a search bar and a list of sessions, "MY PROGRESS" with a list of courses, and "MY SKILLS PATHS" with a list of paths. The "MY VIRTUAL TRAINING SESSIONS" section shows a session titled "RH294 - RH294 Session 1" with details like course name, start time, duration, and instructor. The "MY PROGRESS" section shows a course titled "Red Hat OpenStack Administration I: Core Operations for Domain Operators (CL110)" with a progress bar at 3% and buttons for "READ" and "WATCH". The "MY SKILLS PATHS" section shows a path titled "Red Hat Certified Engineer (RHCE)" with a progress bar at 16% and a "UNENROLL" button. A status bar at the top of the main content area displays usage statistics: "Days remaining 357 | Lab hours used 0/400 | Student guide downloads used 0/10 | Exams 0/5 | Exam retakes 0/2".

There are a few additional features to note on the homepage:

Progress tracker: Lab hours, exams, and course book download tracker:

Subscription days left **238** | Lab hours used **0/400** | Student guide downloads used **0/10** | Exams taken **0/5** | Exam retakes used **0/2**

Language: Make your global language selection in the drop-down menu found in the top right corner of your homepage to change the interface. This feature also automatically updates course content if there is a translation available for the selected language. When translations do not exist, courses default to English. Many courses are available in various languages. Selecting a specific course translation saves that setting separately from the global language setting.

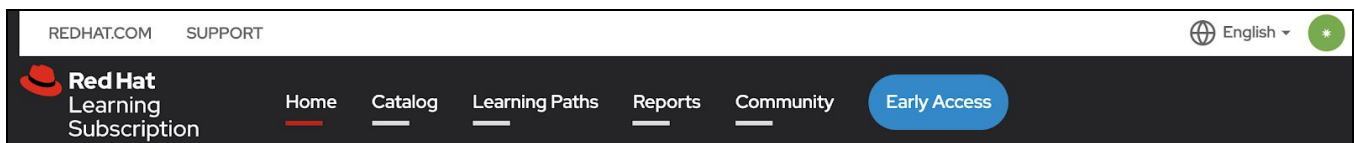


Your Profile: Click the star image in the top right corner of your Red Hat Learning Subscription screen to update your profile information, limited to the fields shown below. Updating your name updates the avatar star with your initials.

A screenshot of the user profile update form. It includes a header with a green star icon, and several input fields: 'Name', 'Email address', 'Username', 'Language' (set to 'English'), and 'Time zone' (set to '(GMT-05:00) Eastern Time').

MENU OVERVIEW

In this section, we discuss each of the pages for the Red Hat Learning Subscription Premium:



Catalog: Provides you with a list of all training content in the learning subscription, including courses, expert extras, and exams. Content is searchable by using keywords in the search bar. You can filter search results by delivery format, product, category, or language. This allows you to easily find the content you are searching for. Each available course modality is accessible from the catalog page, including Red Hat Online Learning courses, Video Classroom courses, and the virtual training sessions included with Premium.

NEW

Live Sessions: This catalog shows the courses with upcoming Virtual Training Sessions.

Sessions are searchable with filters based on the category, Red Hat product line, date range or time range you are looking for. Each available session can be scheduled from here. After choosing a specific course session, use the filters to find the date, time, instructor or language of your choice.

The screenshot displays the Red Hat Learning Subscription catalog interface. At the top, there is a navigation bar with links for Home, Dashboard, Catalog, Live Sessions, Skills Paths, Reports, and Community. A search bar and language selector are also present. The main content area is divided into a left sidebar for filtering and a main list of courses.

Filter by:

- Clear all
- EARLY ACCESS** 36
- DELIVERY FORMATS**
 - Expert Extra 157
 - Course 127
 - Exam 34
- PRODUCTS**
 - Red Hat Openshift 85
 - Red Hat Enterprise Linux 42
 - Red Hat Ansible Automation 13
 - Red Hat JBoss Enterprise Application Platform 11
 - Red Hat Decision Manager 11
 - Red Hat Openstack Platform 10
 - Red Hat Fuse 10
 - Red Hat Ceph Storage 9
 - Red Hat AMQ 8
 - Istio 8
 - Red Hat Virtualization 5
 - Red Hat Gluster Storage 4
 - Red Hat Satellite 3
 - Red Hat Data Grid 3
 - Kubernetes 2
 - Red Hat CloudForms 1
 - Red Hat Developer Studio 1
 - Camel 1
- CATEGORIES**
- LANGUAGES**

Course Listings:

- Red Hat OpenStack Administration I: Core Operations for Domain Operators (CL110)**
3%
[READ] [WATCH]
- Red Hat OpenStack Administration II: Day 2 Operations for Cloud Operators (CL210)**

Introduction to Red Hat OpenStack Platform configuration and administration of private cloud infrastructure using core OpenStack services

Red Hat OpenStack Administration II: Infrastructure Configuration for Cloud Administrators (CL210) teaches you how to implement a full-featured cloud computing environment using OpenStack. You will learn how to configure, administer, and manage Red Hat® OpenStack Platform infrastructure. The lessons and objectives taught in this course will prepare you for the Red Hat Certified System Administrator in Red Hat OpenStack exam (EX210).

Online learning is based on Red Hat OpenStack Platform 13.0 and Red Hat® Enterprise Linux® 7.5. Video classroom is based on Red Hat OpenStack Platform 10.

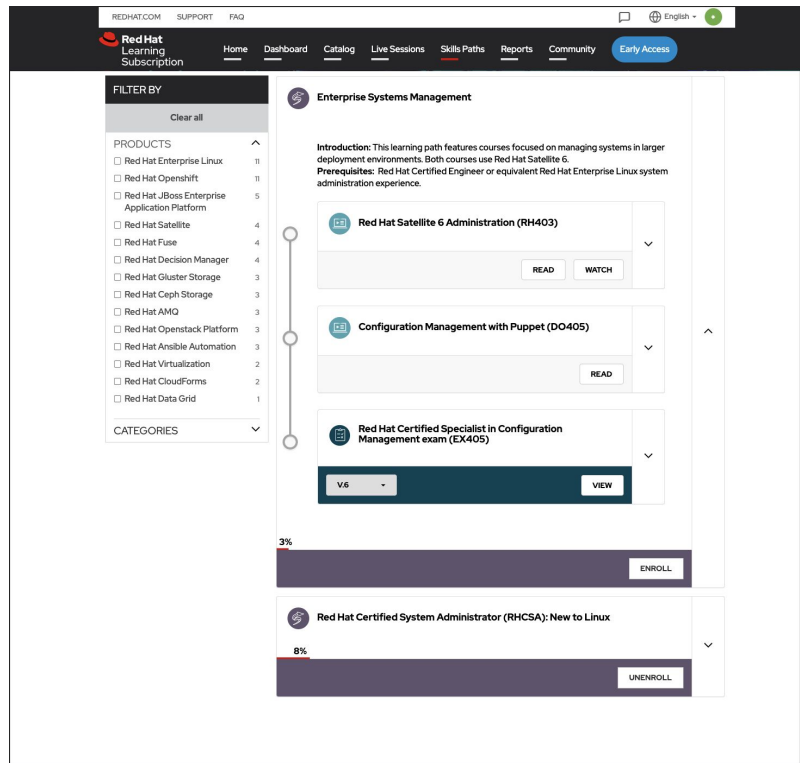
Audience

This course is intended for Linux system administrators, cloud administrators, cloud operators, and infrastructure architects interested in, or responsible for, maintaining a private or hybrid cloud.

Prerequisites

 - Be a Red Hat Certified System Administrator (RHCSA), or demonstrate equivalent experience by passing the online skills assessment
 - Attend Red Hat OpenStack Administration I: Core Operations for Cloud Operators (CL110), or demonstrate equivalent experience
[READ] [WATCH]
- Red Hat System Administration II (RH134)**
Nr. of sessions: 10 Scheduled: 0 Attended: 0
[SCHEDULE] [READ] [WATCH]

Skills Paths: These paths provide a roadmap to a specific learning goal. Each is unique to the product sets you select or your skill set. We currently have over 20 different pathways, which can guide you to skills development and/or certification.



Dashboard: The dashboard is a convenient summary of your training progress and content consumption. The metrics help you track your education throughout your learning journey. In addition to course progress, lab usage, and exam status, the dashboard also provides data about the amount of training content you have reviewed and the total time spent within the Red Hat Learning Subscription. You can download a report of these metrics any time you like.

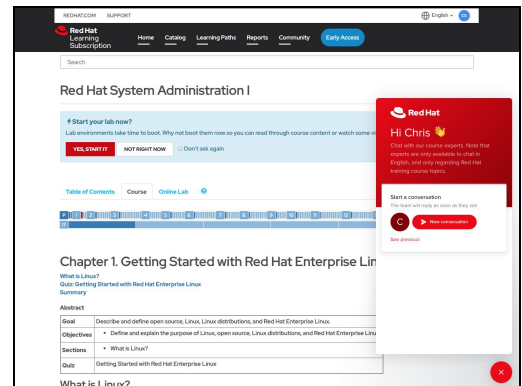
Reports: The reports page provides you with a summary of your course progress, scheduled and attended virtual training sessions, lab usage, and any exam completions. You are also able to download reports showing your progress.

Community: The [Red Hat Learning Community](#) is an open, collaborative place where you can contribute, learn, build, and adopt technical skills. Become a member to connect with others, including (but not limited to) other Red Hat Learning Subscription users. Once you log in, you will have full access to join discussions, ask questions, unlock badges, preview learning videos, share best practices and connect with technical professionals who are passionate about mastering the Red Hat product portfolio. Fuel your open source learning journey by leveraging the community to compliment the learning available in your subscription.

Early Access: The Red Hat training team is continuously developing new content. Early Access is a benefit where we allow subscribers exclusive advance access to course chapters and labs that are still in development before they are officially released to the public. Please test the content and provide your feedback on courses in Early Access. These courses change frequently so please make sure to check back often. [Learn more](#) about how the curriculum team makes courses available in *Early Access* with agile and devops practices.

SUPPORT AND COACHING

- **Red Hat advisor:** Your training specialist will reach out periodically throughout the year by phone or email to check in. They will serve as your primary point of contact with Red Hat Training and can answer questions or perform demos for you. They can also assist with renewing your subscription.
- **Support:** For technical support issues, open a support case by clicking support in the top left corner of the portal and filling out the form. This puts you in contact with those who can help you manage your subscription from a technical standpoint.
- **Expert chat:** If you are having issues with a course concept, the expert chat feature puts you in contact with course experts who can provide coaching and help. You are allocated one chat of up to 30 minutes per day. Start by typing into the chat and someone will assist you. Expert chat is available in your region 8:00 am Monday to 5:00 pm on Friday. All chat conversations now offer machine translations in your local language.
- **Premium chat assistance for VT sessions:** In addition to help with course and lab experience, chat experts are available to assist Premium subscribers with virtual training sessions. If you have issues getting labs prepared for your upcoming session, or if you run into trouble during a session, our chat experts are available to help. Launch the chat tool and follow the prompts to access this technical support.



START LEARNING

Now that we reviewed the platform and features, let's move on to how to access training courses and exams.

Attend a live, virtual training session: There are two ways to sign up for a session:

1. Use the catalog to locate your desired course. Courses with Red Hat Learning Subscription Premium VT sessions have a "Schedule" button you can click on to view the available sessions.

The screenshot shows a list of sessions for 'Red Hat Enterprise Linux Automation with Ansible'. The table includes columns for Date, Time, Language, Instructor, and Seats. The sessions are listed as follows:

Date	Time	Language	Instructor	Seats
Mar 8, 2021	4:00 AM	English	Elvis Presley	Available
Mar 8, 2021	4:00 AM	English	Elvis Presley	Limited
Mar 15, 2021	5:00 AM	English	Instructor Formally Known as Prince	Available
Mar 15, 2021	5:00 AM	English	Deborah Harry	Available
Mar 22, 2021	5:00 AM	English	Elvis Presley	Available
Mar 22, 2021	5:00 AM	English	Deborah Harry, Elvis Presley	Available
Mar 29, 2021	5:00 AM	English	Instructor Formally Known as Prince	Available
Mar 29, 2021	5:00 AM	English	Deborah Harry	Available
Apr 5, 2021	5:00 AM	English	Elvis Presley	Available
Apr 5, 2021	5:00 AM	English	Elvis Presley	Limited

The table is filtered by 'Red Hat Enterprise Linux Automation with Ansible'. The 'FILTER BY' section on the left includes options for 'INSTRUCTORS', 'LANGUAGES', and 'SHOW FULL SESSIONS'. A 'SCHEDULE' button is located at the bottom right of the table.

Choose the date and time you'd like and then confirm enrollment to sign up.

2. Use the new "live sessions" catalog which displays VT courses with sessions available to schedule. You can filter by date, time, category or product to find sessions. Your upcoming scheduled sessions will appear on your homepage in the "My Virtual Training" section.

The screenshot displays a user interface for selecting virtual training sessions. On the left, a 'FILTER BY' sidebar includes options for 'PRODUCTS', 'CATEGORIES', 'INSTRUCTORS', and 'LANGUAGES', along with date and time selection fields. The main content area shows two course cards. The first card is for 'Red Hat Performance Tuning: Linux in Physical, Virtual, and Cloud (RH442)', which has 10 sessions available. Below this card is a row of 10 numbered buttons (1-10) and a 'SCHEDULE ALL' button. The second card is for 'Red Hat System Administration I (RH124)', also with 10 sessions available. This card features a vertical timeline on the left and four session cards below it, each labeled 'RH124 - RH124 Session 1' through 'RH124 - RH124 Session 4'. Each session card includes the course name and a 'SCHEDULE' button.

Take a self-paced course: You have two self-paced course types available to you within the subscription. You can switch between each of these options, but in order to get a certificate of course completion, you must complete one or the other with a minimum of 75% completion rate:

- **Red Hat Online Learning (ROLE):** Red Hat Online Learning courses cover the course content in an interactive textbook format. To start your Red Hat Online Learning course, you will need to click on the "Read" button.
- **Video Classroom:** Are high definition videos featuring instructors teaching the material, working on labs, and discussing the quizzes in the text. These cover the same content as ROLE courses, however, the video classroom modality is not available for every course. To start your video classroom, you will need to click on the "Watch" button.

Enroll in a Skills Path: Take a look at all of the Skills Paths and determine which path best fits your goals. Enrolling in a path adds it to the "My Skills Paths" section on the homepage.

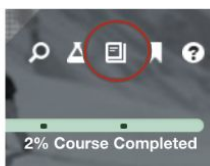
Expand a Skills Path to see:

- The courses and exams that make up that path
- Details, prerequisites and the audience for each course
- Percentage complete of the courses in the path
- Percentage complete of the overall path

When you start taking a course, there are a few things to note:

- **E-book downloads:** You can download 10 e-books during the year, with a limit of one per day. Once you launch a course, you will see a textbook icon at the top of the video classroom screen which allows you to download the e-book. You can also click the download arrow next to the course name for online learning.

Video classroom

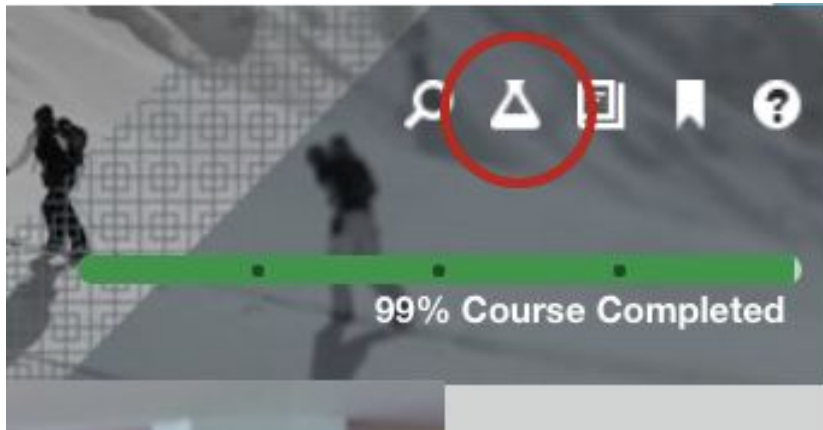


Online learning

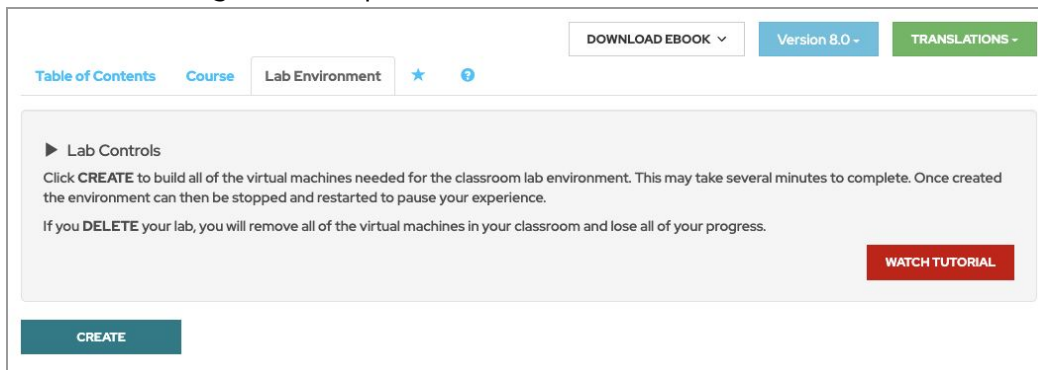


- **Labs:** Each course comes with its own lab environments to practice the material while you learn. When you start a course, you should click "Create" while you are working on the other materials to ensure they are ready when you need them (some labs take awhile to load). If you can't find the labs, look for the beaker icon within the video courses or the Lab Environment tab within the online training courses.

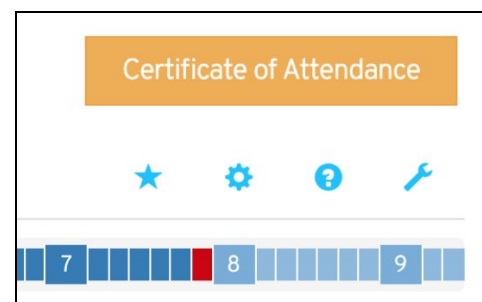
Video Classroom lab example:



Online Learning lab example:



- **Certificates of Attendance:** You can download a certificate of attendance for any of your self-paced courses once you are at **75% completion** by clicking on the download button located at the top of the course page.



Watch an Expert Extra: These are on-demand 5 to 15-minute videos presented by Red Hat experts which include tips, best practices, and use cases for products featured in Red Hat courses. You can search for these videos in your catalog by selecting "Expert Extra" in the delivery format filters..

Register for an exam: Exams can be found in both the catalog and within skills paths.

- Click the “View” button on an exam to see the details. The details page also includes a link to the exam scheduler, where you can select a date and time for your exam.
- Please make sure to carefully select the correct version of the exam from the drop-down menu on the right-hand side.
- Click on the “Enroll” button to activate the exam eligibility.
- Click on the “Schedule” button to schedule your exam using the scheduling tool.
 - [Find a testing facility](#). The Red Hat exams included as part of your subscription are limited to Individual Exams, which can be scheduled at a testing center or taken as a remote exam. Please make sure to ONLY select the [Red Hat Individual Exam locations](#) when scheduling your exam and searching for a testing center.
- **Reminder:** you must use your Red Hat exam attempts during the term of your subscription. You get 5 unique Individual Exam attempts and 2 unique retakes with Red Hat Learning Subscription Premium.

MORE INFORMATION

If you need any additional information regarding your subscription, please check the Red Hat Learning Subscription [frequently asked questions](#) or contact your training advisor.